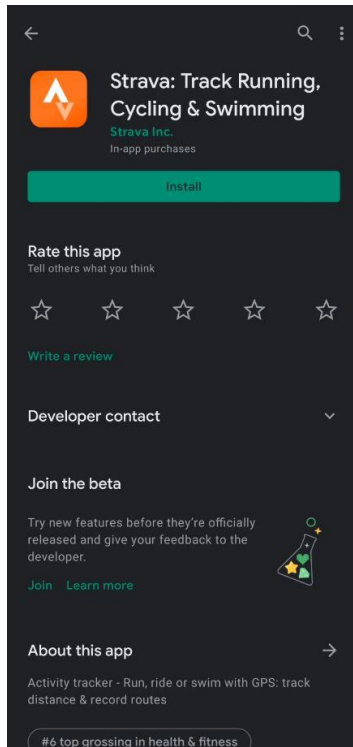
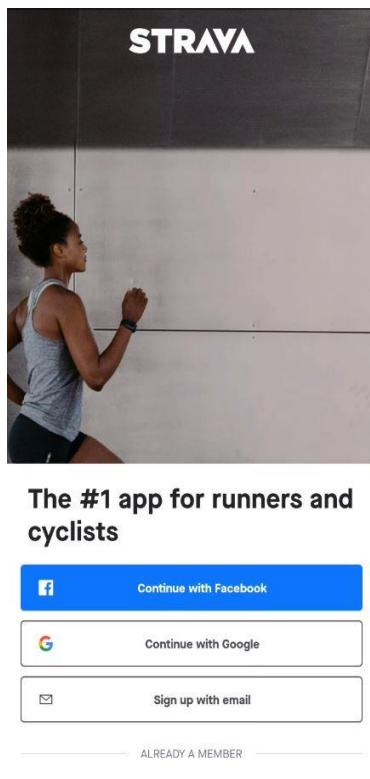


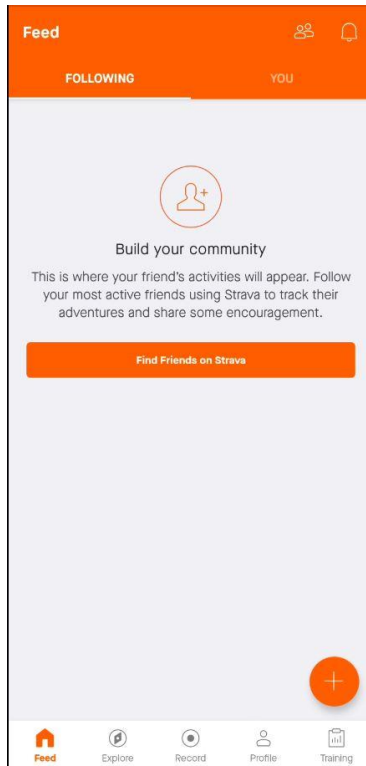
1. Install the Strava App on your mobile through play store



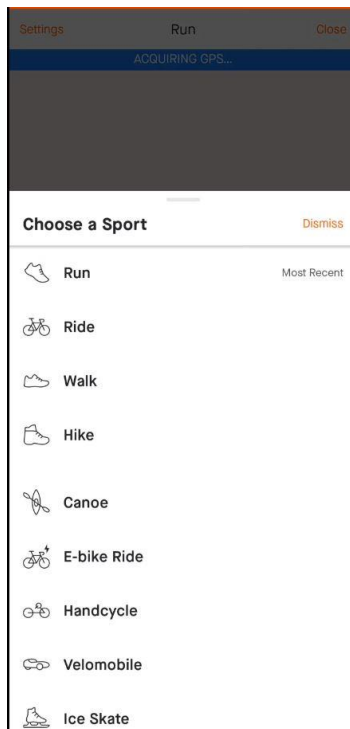
2. Sign up to Strava App



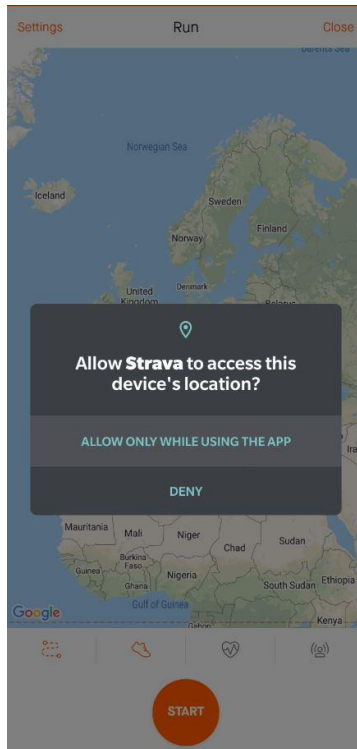
3. You will be redirected to below screen. Click on “Record” button at the bottom



4. Select “Run” option




5 Allow Strava App to Access your location.



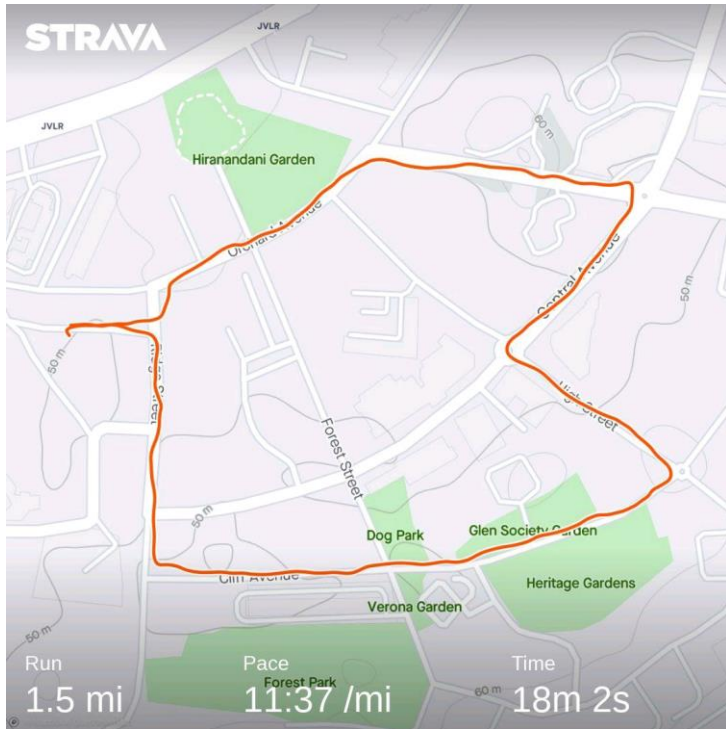
Enjoy the run

6. The App will start recording your running data.

Click on Stop button(orange colored button in bottom) once you are done with the run.



7 On Stopping below screen will appear having data about your run. Please take a screenshot of this screen or you can take your selfie and upload it on <https://www.siopasia2020.com/strava>



← → ↻ 🏠 siopasia2020.com/strava 🌐 ☆ R

OF PAEDIATRIC ONCOLOGY

INDIAN ACADEMY OF PEDIATRICS
HEMATOLOGY ONCOLOGY CHAPTER

HOME COMMITTEE FACULTY PROGRAM REGISTRATION ABSTRACTS CONTACT

Strava Zone

Home | Strava Zone

[VIEW ALL](#)

[SUBMIT](#)

Copyrights © SIOP ASIA 2021. All Rights Reserved | Developed By River Route Creative Group